

CM 300 | 350 | 400 AS, CNC e CNC/V

SEGATRICI AUTOMATICHE PROGRAMMABILI PER TAGLI A 90°
AUTOMATIC BAND SAWS FOR CUTTING AT 90°



CM 300 CNC
CM 350 CNC
CM 400 CNC

CM 300 CNC/V
CM 350 CNC/V
CM 400 CNC/V

CM 300 AS
CM 350 AS
CM 400 AS



MOD.						
	mm	mm	mm	mm	mm	mm
CM 300 AS/CNC e CNC/V	300	300	300x400	500 (600 CNC/V)	±0.2	4120x34,1x1,1
CM 350 AS/CNC e CNC/V	350	350	350x400	500 (600 CNC/V)	±0.2	4120x34,1x1,1
CM 400 AS/CNC e CNC/V	400	400	400x400	500 (600 CNC/V)	±0.2	4120x34,1x1,1

CM 280 | 340 | 380 | 460 | 560 A

SEGATRICI AUTOMATICHE PROGRAMMABILI PER TAGLI A 90°
AUTOMATIC BAND SAWS FOR CUTTING AT 90°



CM 280 A
CM 340 A
CM 380 A
CM 460 A
CM 560 A

MOD.						
	mm	mm	mm	mm	mm	mm
CM 280 A	280	280	600x280	500	0.2	5070x34x1,1
CM 340 A	340	340	600x340	500	0.2	5070x34x1,1
CM 380 A	380	380	600x380	500	0.2	5070x34x1,1
CM 460 A	460	460	600x460	500	0.2	5630x41x1,3
CM 560 A	560	540	600x540	500	0.2	5630x41x1,3

CM 340 | 380 | 460 | 560 GN

SEGATRICI SEMIAUTOMATICHE PER TAGLI DA 45° DX A 45° SX
SEMI-AUTOMATIC BAND SAWS FOR ANGULAR CUTTING FROM 45° RH TO 45° LF



CM 340 GN
CM 380 GN
CM 460 GN
CM 560 GN

MOD.						
	mm	mm	mm	mm	mm	mm
CM 340 GN	340	340	600x340	385x340	-	5070x34x1,1
CM 380 GN	380	380	600x380	385x380	-	5070x34x1,1
CM 460 GN	460	460	600x460	415x460	260x460	5630x41x1,3
CM 560 GN	560	540	600x540	415x540	260x540	5630x41x1,3

CM 280 | 340 | 380 | 460 | 560 GRA

SEGATRICI AUTOMATICHE PROGRAMMABILI PER TAGLI DA 45° DX A 45° SX
AUTOMATIC BAND SAWS FOR ANGULAR CUTTING FROM 45° RH TO 45° LF

CM 280 GRA
CM 340 GRA
CM 380 GRA
CM 460 GRA
CM 560 GRA

MOD.									
	mm	mm	mm	mm	mm	mm	mm	mm	
CM 280 GRA	280	280	600x280	385x280	-	1000	0.2	0.1	5070x34x1,1
CM 340 GRA	340	340	600x340	385x340	-	1000	0.2	0.1	5070x34x1,1
CM 380 GRA	380	380	600x380	385x380	-	1000	0.2	0.1	5070x34x1,1
CM 460 GRA	460	460	600x460	415x460	260x460	1000	0.2	0.1	5630x41x1,3
CM 560 GRA	560	540	600x540	415x540	260x540	1000	0.2	0.1	5630x41x1,3



SEGATRICI A NASTRO
BAND SAWS

K.M.T.

Via Lago di Levico, 8/D - 36015 Schio (VI) - Italia
Tel. +39.0445.500166 - Fax +39.0445.500167 - kristom@kristom.it - www.kristom.it



CM 370 S | SH | SA | S-2 | SH-2 | SA-2

SEGATRICI A NASTRO MANUALE E SEMIAUTOMATICHE IDRAULICHE
 MANUAL AND SEMIAUTOMATIC HYDRAULIC BAND SAWING MACHINES
 SIERRAS DE CINTA MANUAL Y SEMI-AUTOMÁTICA HIDRÁULICA
 MANUELLE HALB-AUTOMATISCHE HYDRAULISCHE BANDSÄGEMASCHINEN
 SCIÉS À RUBAN MANUELLES, SEMI-AUTOMATIQUES HYDRAULIQUES



CM 370 A CNC 90° / CM 370 A CNC 60° / CM 370 A CNC - GRA

SEGATRICI A NASTRO AUTOMATICHE IDRAULICHE A CNC
 AUTOMATIC HYDRAULIC CNC BAND SAWING MACHINES
 SIERRAS DE CINTA AUTOMÁTICA HIDRÁULICA A CNC
 AUTOMATISCHE HYDRAULISCHE BANDSÄGEMASCHINEN MIT CNC
 SCIÉS À RUBAN MANUELLES AUTOMATIQUES HYDRAULIQUES AVEC CNC

CM 300 | 350 | 400 NS


SEGATRICI A NASTRO SEMIAUTOMATICHE IDRAULICHE (Taglio 90°)
 SEMIAUTOMATIC HYDRAULIC BAND SAWING MACHINES (Cutting 90°)
 SIERRAS DE CINTA SEMI-AUTOMÁTICA HIDRÁULICA (Corte 90°)
 HALB-AUTOMATISCHE HYDRAULISCHE BANDSÄGEMASCHINEN (Sägen 90°)
 SCIÉS À RUBAN MANUELLES, SEMI-AUTOMATIQUES HYDRAULIQUES (Coupe)



CM 370 S



CM 370 SH



CM 370 A CNC 90°

CM 370 A CNC 60°



CM 300 NS

CM 350 NS

CM 400 NS

MOD.				
	mm	mm	mm	mm
CM 300 NS	300	300	300x400	4120x34,1x,1
CM 350 NS	350	350	350x400	4120x34,1x,1
CM 400 NS	400	400	400x400	4120x34,1x,1



CM 370 SA



CM 370 S-2




CM 370 SH-2

CM 370 SA-2

CAMPIONI DI TAGLIO
 CUTTING SAMPLES



CM 370 A CNC GRA



CM 340 N

CM 380 N

CM 460 N

CM 560 N

MOD.				
	mm	mm	mm	mm
CM 340 N	340	340	600x340	5070x34x,1
CM 380 N	380	380	600x380	5070x34x,1
CM 460 N	460	460	600x460	5630x41x,3
CM 560 N	560	540	600x540	5630x41x,3

MOD.											kw	
	mm	mm	mm	mm	mm	mm	mm	mm	mm	mm		kg
CM 370 S CM 370 SH CM 370 SA	280	260	370x200	245	240	240x240	150	140	150x140	-	0,9/1,8	450/590
CM 370 S-2 CM 370 SH-2 CM 370 SA-2	280	260	370x200	245	240	240x240	150	140	150x140	200 170 170x170	0,9/1,8	570/670

MOD.											kw	
	mm	mm	mm	mm	mm	mm	mm	mm	mm	mm		kg
CM 370 A CNC 90°	280	240	370x200							3135x27x0,9	0,9/1,8	1010
CM 370 A CNC 60°	280	240	370x200	245	240	240x240	150	140	150x140	3135x27x0,9	0,9/1,8	1130
CM 370 CNC - GRA	280	260	370x200	245	240	240x240	150	140	150x140	200 170 170x170	0,9/1,8	1130

K.M.T. SRL