



MEGA - KMT®

KBS-HD 340/410/460/550/600/720 ACN

**Segatrici a Nastro Automatiche
Doppia colonna - CN**

**Fully Automatic Band Sawing Machines
Double column - NC**

**Sierras de Cinta Automática
Doble columna - CN**

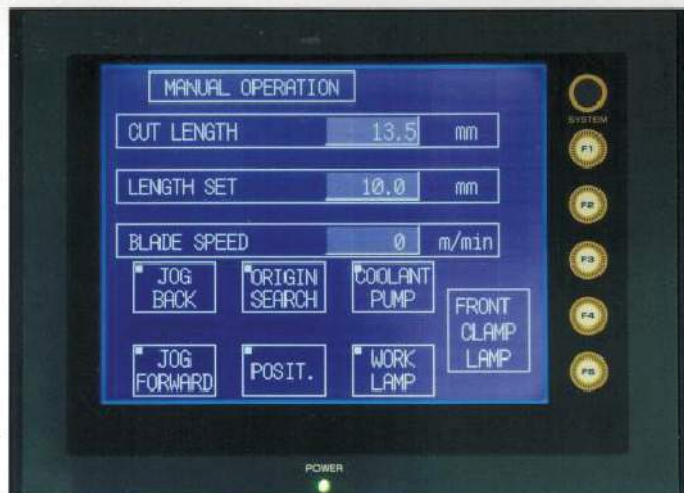
**Scies à Ruban Automatiques
Double colonne - CN**

**Automatische Bandsägemaschinen
Double Spalte - NC**






Quadro comando - Regolatore pressione taglio
 Regolatore discesa arco
 Control panel - Cutting pressure regulator
 Down feed regulator
 Cuadro de mando - Regulador presión de corte
 Regulador bajada arco porta sierra
 Pupitre de commande, Régulateur pression de coupé
 Régulateur Archet
 Steuerpult - Ausschnittdruckregelventil



Pannello controllo, PLC, CN
 Control panel, PLC, CN
 Panel de control, PLC, CN
 Pupitre de commande, PLC, CN
 Steuerpult, PLC, CN




Gruppo morse orizzontali e verticali
 Vertical and Horizontal vices
 Grupo mordazas horizontales y verticales
 Etoix verticaux e horizontal
 Spannung



Tendinastro automatico idraulico
 Automatic Hydraulic blade tension
 Tensor de la cinta automático hidráulico
 Tension de la lame automatique hydraulique
 Automatische hydraulische Sägebandspannung



Trasportatore trucioli motorizzato
 Automatic Chips Conveyor
 Transportador de virutas motorizado
 Convoyer a copeaux motorise
 Späneförderer



Dispositivo guidanastro con placchette e cuscinetti
 Carbide saw-bands guide with bearings
 Grupo bloques guía cinta con plaquitas en metal duro y rodamientos.
 Plaquettes guida-lame métal dures et roulements

MEGA - KMT®



KBS-HD 410 ACN


	Mod.	KBS-HD 340 ACN	KBS-HD 410 ACN	KBS-HD 460 ACN
		AUTO / NC	AUTO / NC	AUTO / NC
	Kw	3,75	3,75	5,60
	Kw	0,75	0,75	1,50
	Kw	0,10	0,10	0,10
	mm	3920x34x1,1	4570x34x1,1	5300x41x1,3
1 INVERTER	m/min	20-80	20-80	20-80
0°	mm	330 330x350	410 400x410	460 460x480
	Kg	1850	2850	3800
a x b x c	cm	210x255x180	210x270x200	285x275x200



KBS-HD 550 ACN



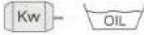




	Mod.	KBS-HD 550 ACN	KBS-HD 600 ACN	KBS-HD 720 ACN
		AUTO / NC	AUTO / NC	AUTO / NC
	Kw	5,60	7,50	7,50
	Kw	1,50	2,20	2,20
	Kw	0,15	0,15	0,15
	mm	5800x41x1,3	6800x54x1,6	8128x54x1,6
	m/min	20-80	20-80	20-80
	mm	550 550x600	600 700x600	720 800x720
	Kg	4500	6000	6260
	cm	380x280x230	380x290x230	415x300x250

Segatrici a Nastro Semi-Automatiche - Taglio a gradi
 Semi-Automatic Band Sawing Machines - Angle cutting
 Sierras de Cinta Semi-Automática - Cortes inclinados
 Scies à Ruban Semi-Automatiques - Coupe inclinée
 Halb-Automatische Bandsägenmaschinen - Angol Ausschnitt

Mod.	KBS-HD 510 SA	KBS-HD 760 SA	KBS-HD 900 SA	
	Semi-Auto	Semi-Auto	Semi-Auto	
 Kw	3,70	5,60	11,00	
 Kw	0,75	1,50	1,50	
 mm	4115x41x1,3	5300x41x1,3	6770x54x1,6	
1  INVERTER	m/min	20-80	20-80	
 0°	mm	320 510x320	460 760x400	500 900x500
 Kg		1900	2650	3100











Segatrici a Nastro Automatiche Orizzontali
 Automatic Horizontal Band Sawing Machines
 Sierras de Cinta Automática
 Scies à Ruban Automatiques
 Automatische Bandsägenmaschinen

Mod.	KBS 250 A	KBS 300 A	KBS 350 A	KBS 400 A	
	Auto	Auto	Auto	Auto	
 Kw	2,20	3,75	3,75	5,50	
 Kw	0,75	0,75	0,75	1,50	
 mm	3660x34x1,1	3820x34x1,1	4115x34x1,1	4880x41x1,3	
1  INVERTER	m/min	20-80	20-80	20-80	
 0°	mm	260 280x250	330 350x250	400 400x320	460 460x440
 Kg		1610	1640	1950	3500



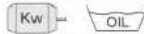





Segatrici a Nastro Semi-Automatiche - doppia colonna
 Semi-Automatic Band Sawing Machines - double column
 Sierras de Cinta Semi-Automática - doble columna
 Scies à Ruban Semi-Automatiques - double colonne
 Halb-Automatische Bandsägenmaschinen - double Spalte

Mod.	KBS-HD 460	KBS-HD 600	KBS-HD 800	KBS-HD 1080	KBS-HD 1100	KBS-HD 1300	KBS-HD 1613	
	Semi-Auto	Semi-Auto	Semi-Auto	Semi-Auto	Semi-Auto	Semi-Auto	Semi-Auto	
 Kw	5,60	7,50	7,50	11	11	15	15	
 Kw	1,50	2,20	2,20	2,20	2,20	3,75	3,75	
 mm	5300x41	7600x54	8128x54	8800x67	10820x80	12300x80	12900x80	
1  INVERTER	m/min	20-80	12-65	12-65	12-65	25-80	12-60	12-60
 0°	mm	460 460x480	600 600x600	750 850x750	800 1000x800	1100 1100x1100	1300 1300x1300	1300 1600x1300
 Kg		5500	7000	8000	10000	13500	16000	18200



Troncatrici a Disco Automatiche - CNC
 Automatic Circular Sawing Machines - CNC
 Sierras de Disco Automática - CNC
 Tronçonneuse à Disque Automatiques - CNC
 Automatische Sägenmaschinen - CNC

Mod.	KCC 75 CNC	KCC 100 CC	KCC 150 CNC	
	Auto / CNC	Auto / CNC	Auto / CNC	
 Kw	7,50	11,50	15	
 Kw	2,25	2,25	2,25	
 mm	285	360	460	
 0°	mm	75	100	150
 Kg		2130	2650	2100



Migliorie e modifiche potranno essere apportate senza preavviso anche in fase di ordinazione
As we are constantly improving our products, changes may occur at any time without prior warning
Debido a nuestras constantes innovaciones técnicas, nos reservamos el derecho de modificar los datos técnicos, en todo momento y sin preaviso
Nous Nous réservons d'apporter des améliorations et des modifications sans préavis même en phase de commande
Verbesserungen oder Änderungen Können jederzeit und ohne vorherige Benachrichtigung, auch in der Bestellphase, vorgenommen

MEGA - KMT®

European Head Office

Via Lago di Levico, 8/A

36015 - Schio (VI)

ITALIA

Phone +39 0445 500166

Fax +39 0445 500167

E.mail kristom@kristom.it

